

SHORTSPAN™

Drywall Framing System

ShortSpan: The best choice for framing short spans

Key Selection Attributes

- Select items available in High Recycled Content (HRC): Total Recycled Content 61%, Post-consumer 53%, Pre-consumer 8%
- Non-HRC items have 30% recycled content
- Components meet broad range of UL design assemblies (ShortSpan Tee, LAM12, SB12)
- G40, 0.018" metal thickness meets ASTM C645
- G90 hot dipped galvanized coating available for interior high moisture areas
- ScrewStop™ reverse hem prevents screw spin off
- Rotary stitching on double web adds strength and stability
- Deep knurled surface for easy screw insertion

Locking Angle Molding

- Pre-engineered locking tabs punched 8" on center
- Locking tabs prevent lateral and upward movement

StrongBack™ Support

- Knockout 8" on center eliminates measuring, screwing, and splicing
- Allows vertical supports at 4' on center instead of 16" or 24"

QuikStix™ Locking Pocket Main (Patent Pending)

- Knockout 8" on center eliminates measuring and screwing, same profile height as ShortSpan tees

Pre-Rock LAM (Patent Pending)

- Allows for easy installation of vertical and horizontal framing

Typical Applications

- Condominiums
- Restrooms
- Apartments
- Motels
- Residences
- Hotels
- Dormitories
- Villas
- Barracks
- Suites
- Town Homes

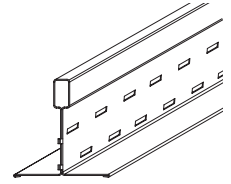
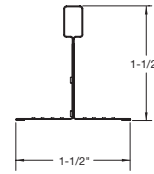
Product Description

Materials

A. General: Commercial-quality hot dipped galvanized steel.

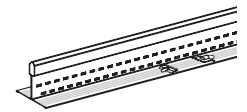
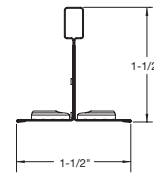
B. Components:

- 1. ShortSpan Tee:** Rotary stitched double-web construction, web height 1-1/2" with rectangular top bulb and 1-1/2" face
- S7708 (96")
 - S7710 (120")
 - S7712 (144")
 - S7712HRC (144")
 - S7714 (168")
 - S7714HRC (168")



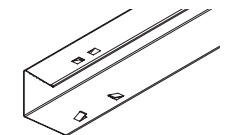
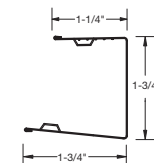
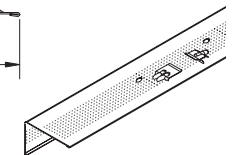
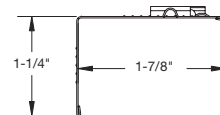
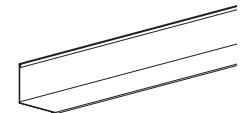
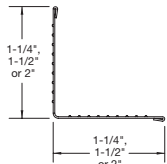
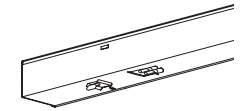
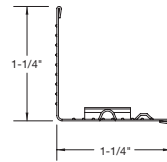
- 2. QuikStix Locking Pocket Main:** Rotary stitched double-web construction, web height 1-1/2" with rectangular top bulb and 1-1/2" face

- QSLPM12 (144", locking tabs 8" on center)



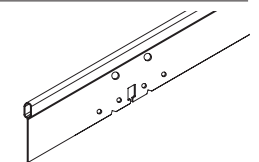
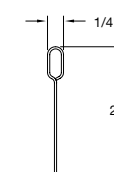
- 3. Wall moldings:** Hemmed angle molding

- LAM12 (144", nominal 1-1/4" wwx 1-1/4" locking angle molding, locking tabs 8" on center, starting 4" from each end)
- LAM12HRC (see above info)
- KAM10 (120", nominal 1-1/4" x 1-1/4" knurled angle molding)
- KAM12 (144", nominal 1-1/4" x 1-1/4" knurled angle molding)
- KAM12HRC (see above info)
- NEW** KAM1510 (120", nominal 1-1/2" x 1-1/2" knurled angle molding)
- NEW** KAM1512 (144", nominal 1-1/2" x 1-1/2" knurled angle molding)
- KAM21020 (120", nominal 2" x 2" knurled angle molding)
- KAM21025 (144", nominal 2" x 2" knurled angle molding)
- PRLAM12 (144", nominal 1-1/4" profile height, 1-7/8" face, locking tabs 8" on center, starting 4" from each end)
- LCM12 (144", nominal 1-3/4" profile height, 1-3/4" face, 1-1/4" flange, locking tabs 8" on center, starting 4" from each end)



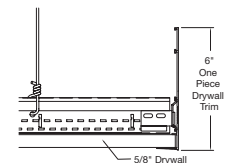
- 4. StrongBack support:** Manufactured StrongBack for spans over 6 or 7 feet

- SB-12 (144", nominal 2" profile height)



- 5. Axiom Trim:** One-Piece Drywall Trim: Integrated and pre-punched tapping flange for drywall attachment. Available in White, standard colors, and unfinished for field painting.

- NEW** One-Piece Drywall Trim 2.5" (AX1PC2STR) (AX1PC2CUR)
- NEW** One-Piece Drywall Trim 4" (AX1PC4STR) (AX1PC4CUR)
- NEW** One-Piece Drywall Trim 6" (AX1PC6STR) (AX1PC6CUR)

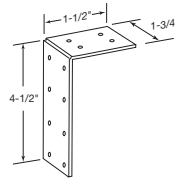


SHORTSPAN™

Drywall Framing System

Product Description

6. QuikStix Upright Clip: Allows installation in 1-1/2" to 5-1/2" plenums QSUTC (1-1/2" x 4-1/2" profile height, 1-3/4" wide, pre-drilled screw holes)



Physical Data

Material

Hot dipped galvanized steel

Surface Finish

Unpainted steel

Face Dimension

1-1/2" t-bar section

Fire Resistance

Resistive when used in applicable UL fire resistive designs D501, D502, G523, G524, G526, G527, G528, G529, G531, G553, J502, L502, L508, L513, L515, L525, L526, L529, L564, P501, P506, P507, P508, P509, P510, P513, P514. (QSUTC, QSLPM12 are not fire-rated.)

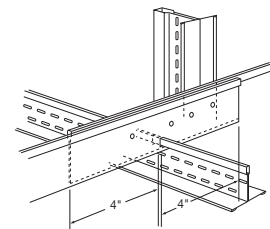
Load Test Data

MAIN BEAMS	WEB HEIGHT	HANGER SPACING			
		Uniform Load at L/240 (Lbs/LF)			
		3'	4'	5'	6'
S7708, S7710, S7712 (HRC), S7714 (HRC)	1-1/2"		24.49	12.69	6.23
QSLPM12	1-1/2"	40.60	21.64		
SB12"	2"	27.53	19.43		

Installation Notes

1. Must screw LAM12 and KAM12 to wall structure (#8 x 1-1/4" wafer head self-drill sheet metal screws tested in 25 and 20 gauge steel studs)
2. ShortSpan tees must be cut within 1/8" of the vertical leg of the LAM and QSLPM
3. Insert right-hand flange of tee into pocket "A" first and allow left flange to clear pocket "B" and rest on angle molding. Slide tee to the left to engage in pocket "B" (audible click).
4. When using StrongBack™, open StrongBack (SB12) lock tabs with pliers (easier if performed on floor)
5. Slide StrongBack over bulb of StrongBack tee and engage by bending lock tabs back to original position
6. Support and level system to structure; attach vertical supports to StrongBack as required
7. System was installed this way to produce the load data below

NOTE: For fire resistant installations, refer to UL Directory and Designs for details



StrongBack Overlap Splice

Maximum Load in Lbs./SF

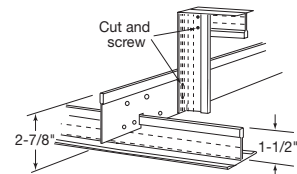
ITEM NUMBER	ITEM LENGTH	OC SPACING	4' SPAN Lbs./SF	5' SPAN Lbs./SF	6' SPAN Lbs./SF	7' SPAN Lbs./SF	8' SPAN Lbs./SF	10' SPAN Lbs./SF	12' SPAN Lbs./SF	14' SPAN Lbs./SF
S7708	8"	16"	18.38				18.38**			
S7708	8"	24"	12.25				12.25**			
S7710	10"	16"		9.97				9.54**		
S7710	10"	24"		6.64				6.36**		
S7712 (HRC)	12"	16"			4.87				4.87**	
S7712 (HRC)	12"	24"			3.25				3.25**	
S7714 (HRC)	14"	16"				2.80				2.80**
S7714 (HRC)	14"	16"				24.70**				9.53***
S7714 (HRC)	14"	24"				16.50**				6.36***

**Requires mid-span vertical support

*** Requires two vertical supports at 1/3 points

Note: 5/8" drywall weighs 2.4 lbs./SF (tees installed 16" or 24" on center)

1/2" drywall weighs 2.0 lbs./SF (tees installed 16" on center only)



300 lbs. pullout strength on the StrongBack connection to ShortSpan Tee Bulb

No Additional Screws Requirements For Seismic Areas



There's no need to screw ShortSpan Tees to Locking Angle Molding in Seismic Design Categories A-F (unless required by local code).

ShortSpan Vertical Support Requirements

Tees installed 16" or 24" on center with 5/8" drywall or only on 16" centers with 1/2" drywall (Seismic Design Categories D, E, F)

Up to 6' 0" span	No vertical support required
6' 1" to 12' 0" span	Mid-span vertical support required
12' 1" to 14' 0" span	Two vertical supports required at 1/3 points (max. 14' span)

Tees installed 16" on center with 5/8" or 1/2" drywall (Seismic Design Categories A, B, C)

Up to 7' 0" span	No vertical support required
7' 1" to 14' 0" span	Mid-span vertical support required

